

# BENGAL & ASSAM COMPANY LIMITED

Secretarial Deptt. :

Gulab Bhawan (Rear Wing), 3rd Floor, 6 Bahadur Shah Zafar Marg, New Delhi-110 002

Phone : 41011116, 23311112 / 13 / 14 (Extn. 633), Fax : 91- 11 - 23739475

BACL/SE/CL 35/2013

11<sup>th</sup> October 2013

Ms. Chitra Sekhar (DCS-CRD)

BSE Limited

25<sup>th</sup> Floor, P.J. Towers

Dalal Street

Mumbai – 400 001

**Scrip Code – 533095**

Fax No. 022-22722037/39/41/61

22723121 & 3719


Dear Sir/ Madam,

**Re: Clause 35 – Shareholding Pattern as on 30.09.2013**

Pursuant to the Clause 35 of the Listing Agreement, we send herewith Shareholding Pattern of the Equity Shares of the Company in the prescribed format for the quarter ended 30th September 2013.

Thanking you,

Yours faithfully,  
For Bengal & Assam Company Limited

  
(Dipip Swain)  
Company Secretary

Encl: As above

CC:

1. National Securities Depository Limited  
4<sup>th</sup> Floor, 'A' Wing, Trade World  
Kamala Mills Compound  
Senapati Bapat Marg, Lower Parel  
Mumbai – 400 013

2. Central Depository Services (India) Limited  
Phiroze Jeejeebhoy Towers, 17<sup>th</sup> Floor  
Dalal Street, Fort,  
Mumbai-400 001



Regd. / Admn. Off. : 'Link House' 4th Floor, 3 Bahadur Shah Zafar Marg, New Delhi-110 002

Telephone : 23311112-4/41011116 Fax : 011-23716607

Introductory sub-table 1(a)

Name of the Company: <b>Bengal &amp; Assam Company Limited</b>		
Scrip Code, Name of the scrip, class of security: <b>533095, Equity Shares</b>		
Quarter ended: <b>30th September 2013</b>		
Partly paid-up shares:-	No. of partly paid-up shares	As a % of total no. of shares of the company
Held by promoter/promoter group		NOT APPLICABLE
Held by public		
Outstanding convertible securities:-	No. of outstanding securities	As a % of total no. of shares of the company, assuming full conversion of the convertible securities
Held by promoter/promoter group		NOT APPLICABLE
Held by public		
Warrants:-	No. of warrants	As a % of total no. of shares of the company, assuming full conversion of warrants
Held by promoter/promoter group		NOT APPLICABLE
Held by public		
Total paid-up capital of the company, assuming full conversion of warrants and convertible securities		100

No. of Equity Shares: **86,83,553**  
(In Rupees): **8,68,35,530**





Category/ code	Category of Shareholder	Number of Shareholders	Total number of shares	Table (D)(a)		Total shareholding as a percentage of total number of shares	Shares Pledged or otherwise encumbered	
				Number of shares held in dematerialized form	Total number of shares			
(B)	Public shareholding							
1	Institutions						NA	NA
(A)	Mutual Funds/UTI	13	1,111	1,000	0.01	0.01	NA	NA
(b)	Financial Institutions/Banks	19	795	108	0.01	0.01	-	-
(c)	Central Government/ State Government(s)	2	37,285	37,285	0.43	0.43	-	-
(d)	Venture Capital Funds	-	-	-	-	-	-	-
(e)	Insurance Companies	6	3,57,821	3,57,647	4.12	4.12	-	-
(f)	Foreign Institutional Investors	2	184,021	184,021	2.12	2.12	-	-
(g)	Foreign Venture Capital Investors	-	-	-	-	-	-	-
(h)	Qualified Foreign Investor	-	-	-	-	-	-	-
(i)	Any Other (specify)	-	-	-	-	-	-	-
	Sub-Total (B)(1)	42	5,81,033	5,80,061	6.69	6.69	-	-
B 2	Non-institutions						NA	NA
(A)	Bodies Corporate	488	4,97,901	4,30,574	5.74	5.74	-	-
(b)	Individuals	-	-	-	-	-	-	-
1	Individuals - i: Individual shareholders holding nominal share capital up to Rs 1 lakh	34,055	3,82,454	2,92,895	4.41	4.41	-	-
II	ii: Individual shareholders holding nominal share capital in excess of Rs. 1 lakh.	9	5,59,965	5,59,965	6.45	6.45	-	-
(c)	Qualified Foreign Investor	-	-	-	-	-	-	-
(d)	Director	1	236	236	0.00	0.00	-	-
(d-i)	NRI/QCB's	401	2,21,640	2,13,677	2.55	2.55	-	-
(d-ii)	Custodian/Custodian of Enemy Property	17	1,297	34	0.01	0.01	-	-
(d-iii)	Trust	8	2,09,634	2,09,628	2.41	2.41	-	-
	Sub-Total (B)(2)	34,989	18,73,127	17,07,009	21.57	21.57	-	-
(B)	Total Public Shareholding (B)= (B)(1)+(B)(2)	35,031	24,54,160	22,87,070	28.26	28.26	NA	NA
	TOTAL (A)+(B)	35,058	86,83,553	85,16,463	100.00	100.00	-	-
(C)	Shares held by Custodians and against which Depository Receipts have been issued				NA		NA	NA
1	Promoter and Promoter Group	-	-	-	-	-	-	-
2	Public	-	-	-	-	-	-	-
	Sub-Total (C)	-	-	-	-	-	-	-
	GRAND TOTAL (A)+(B)+(C)	35,058	86,83,553	85,16,463	NA	100.00	-	-

8

(IX) Statement showing holding of securities (including shares, warrants, convertible securities) of persons belonging to the category "Promoter and Promoter Group".

Sr.	Name of the Shareholder	Details of Shares held	Encumbered shares (*)	Details of warrants	Details of convertible securities	Total shares (including underlying shares assuming full conversion of warrants and convertible securities) as a % of diluted share capital		
							Number of shares held	As a % of grand total (A)+(B)+(C)
No.	(M)	(N)	(O)	(P)	(Q)	(R)		
A	Promoter					(X)		
1	Hari Shankar Singhania (Since deceased)*	26,95,500*	31.04	-	-	31.04		
B	Promoter Group							
2	Florence Investech Ltd.	6,46,811	7.45	-	-	7.45		
3	Jugglal Kamalapat Udyog Ltd.	66,362	0.76	-	-	0.76		
4	Accurate Finman Services Ltd	59,931	0.69	-	-	0.69		
5	Nav Bharat Vanija Ltd	58,487	0.67	-	-	0.67		
6	Pranav Investment (M.P.) Company Ltd	16,008	0.18	-	-	0.18		
7	JK Credit & Finance Ltd.	14,705	0.17	-	-	0.17		
8	JK Tyre & Industries Ltd.	11,641	0.13	-	-	0.13		
9	JK Paper Ltd	4,677	0.05	-	-	0.05		
10	Param Shubham Vanija Ltd.	1,422	0.02	-	-	0.02		
11	Sago Trading Ltd	3	0.00	-	-	0.00		
12	Bharat Hari Singhania**	1,88,050**	2.17	-	-	2.17		
13	Dr Raghupati Singhania	8,68,217	10.00	-	-	2.17		
14	Vinita Singhania	67,168	0.77	-	-	0.77		
15	Anshuman Singhania	11,848	0.14	-	-	0.14		
16	Harsh Pati Singhania	12,528	0.14	-	-	0.14		

\*Includes 18,57,619 (21.39%) shares on A/c of M/s Yashodhan Enterprises (Formerly Habras International)

\*\* Includes 997 (0.01%) shares on A/c of M/s Yashodhan Enterprises (Formerly Habras International)



Sr. No.	Name of the Shareholder	Details of Shares held			Encumbered shares (*)		Details of warrants		Details of convertible securities		Total shares (including underlying shares assuming full conversion of warrants and convertible securities) as a % of diluted share capital
		Number of shares held	As a % of grand total (A)+(B)+(C)	No.	As a percentage (A)-(D)/(A)+(B)+(C)*100	As a % of grand total (A)+(B)+(C) of sub-clause (D)(a)	Number of warrants held	As a % total number of warrants of the same class	Number of convertible securities held	As a % total number of convertible securities of the same class	
0		(M)	(M)	(N)	(M)-(N)/(M)*100	(NM)	(N)	(N)	(N)	(NM)	
17	Mamta Singhania	428	0.01	-	-	-	-	-	-	0.01	
18	Sharda Singhania	1031	0.01	-	-	-	-	-	-	0.01	
19	Shruti Singhania	11,251	0.13	-	-	-	-	-	-	0.13	
20	Sunanda Singhania	8415	0.10	-	-	-	-	-	-	0.10	
21	Swati Singhania	428	0.01	-	-	-	-	-	-	0.01	
22	Vikrampati Singhania	15,135	0.17	-	-	-	-	-	-	0.17	
23	Anshuman Singhania Karta of Shripati Singhania (HUF)	7,86,704	9.06	-	-	-	-	-	-	9.06	
24	Bharat Hari Singhania (HUF)	1,33,791	1.77	-	-	-	-	-	-	1.77	
25	Harsh Pati Singhania (HUF)	2,61,519	3.01	-	-	-	-	-	-	3.01	
26	Raghupati Singhania (HUF)	5,846	0.07	-	-	-	-	-	-	0.07	
27	Vikrampati Singhania (HUF)	2,61,487	3.01	-	-	-	-	-	-	3.01	
28	J.K. Fenner (India) Ltd. [formerly Fenner (India) Ltd.]	-	-	-	-	-	-	-	-	-	
29	BMF Investments Ltd.	-	-	-	-	-	-	-	-	-	
30	JK Agri Genetics Ltd.	-	-	-	-	-	-	-	-	-	
31	JK Sugar Ltd.	-	-	-	-	-	-	-	-	-	
32	JK Lakshmi Cement Ltd.	-	-	-	-	-	-	-	-	-	
33	Southern Spinners and Processors Ltd.	-	-	-	-	-	-	-	-	-	
34	Modern Cotton Yarn Spinners Ltd.	-	-	-	-	-	-	-	-	-	
35	Hansdeep Industries and Trading Company Ltd.	-	-	-	-	-	-	-	-	-	
36	Bhopal Udyog Limited	-	-	-	-	-	-	-	-	-	
37	Dwartesh Energy Ltd.	-	-	-	-	-	-	-	-	-	
38	LVP Foods Pvt. Ltd.	-	-	-	-	-	-	-	-	-	



Sr. No.	Name of the Shareholder	Details of Shares held			Encumbered shares (*)			Details of warrants			Details of convertible securities			Total shares (including underlying shares assuming full conversion of warrants and convertible securities) as a % of diluted share capital
		Number of shares held	As a % of grand total (A)+(B)+(C)	No.	As a percentage (D)/(A)*100	As a % of grand total (A)+(B)+(C) of sub-clause (I)(a)	Number of warrants held	As a % total number of warrants of the same class	Number of convertible securities held	As a % total number of convertible securities of the same class				
39	Umang Dairies Ltd.	(00)	(00)	-	-	-	(00)	(00)	-	-	-	-	(00)	
40	M/s Yashodhan Enterprises (Formerly Habras International)	-	-	-	-	-	-	-	-	-	-	-	-	
41	M/s Jugglal Kamlepat Lakshimpal	-	-	-	-	-	-	-	-	-	-	-	-	
<b>TOTAL</b>		<b>62,29,393</b>	<b>71.74</b>	<b>-</b>	<b>-</b>	<b>-</b>	<b>-</b>	<b>-</b>	<b>-</b>	<b>-</b>	<b>-</b>	<b>-</b>	<b>71.74</b>	

(\*) The term "encumberance" has the same meaning as assigned to it in regulation 28(3) of the SAST Regulations, 2011

Note: Sr. No. 28 to 41 are part of the Promoter Group and their names were disclosed as such pursuant to Regulation 31(X)(ii) of SEBI (Substantial Acquisition of Shares and Takeovers) Regulation, 1987 in the Annual Reports of the Company, last being for the Financial Year ended 31<sup>st</sup> March 2011, before the modification of the SEBI Takeover Code in October 2011. Their names have been shown above with a view to maintain consistency in the disclosures pursuant to Clause 35 of the Listing Agreement and Regulation 30(2) of SEBI Takeover Code 2011.




(1)(c)(i) Statement showing holding of securities (including shares, warrants, convertible securities) of persons belonging to the category "Public" and holding more than 1% of the total number of shares

Sr. No.	Name of the shareholder	Number of shares held	Shares as a percentage of total number of shares i.e., Grand Total (A)+(B)+(C) indicated in Statement at para (1)(a) above}	Details of warrants		Details of convertible securities		Total shares (including underlying shares assuming full conversion of warrants and convertible securities) as a % of diluted share
				Number of warrants held	As a % total number of warrants of held the same class	Number of convertible securities held	% w.r.t total number of convertible securities of the same class	
1	Life Insurance Corporation of India	2,74,654	3.16	-	-	-	-	3.16
2	Ashok Kumar Kinra [Trustee for J.K. Fenner (India) Ltd. formerly Fenner (India) Ltd.]	2,09,589	2.41	-	-	-	-	2.41
3	Bhupendra G Samphavi	1,55,576	1.79	-	-	-	-	1.79
4	Usha B Samphavi	97,596	1.13	-	-	-	-	1.13
5	Morgan Stanley Asia (Singapore) plc.	1,83,963	2.12	-	-	-	-	2.12
6	Edgelfield Securities Limited	2,03,039	2.34	-	-	-	-	2.34
	<b>TOTAL</b>	<b>11,24,417</b>	<b>12.95</b>	<b>-</b>	<b>-</b>	<b>-</b>	<b>-</b>	<b>12.95</b>

(1)(c)(ii) Statement showing holding of securities (including shares, warrants, convertible securities) of persons (together with PAC) belonging to the category "Public" and holding more than 5% of the total number of shares of the company

Sr. No.	Name(s) of the shareholder(s) and the Persons Acting in Concert (PAC) with them	Number of shares	Shares as a percentage of total number of shares i.e., Grand Total (A)+(B)+(C) indicated in Statement at para (1)(a) above}	Details of warrants		Details of convertible securities		Total shares (including underlying shares assuming full conversion of warrants and convertible securities)
				Number of warrants	As a % total number of warrants of the same class	Number of convertible securities held	% w.r.t total number of convertible securities of the same class	
								NOT APPLICABLE



**(D)(d) Statement showing details of locked-in shares\***

Sr. No.	Name of the shareholder	Number of locked-in shares	Locked-in shares as a percentage of total number of shares (i.e., Grand Total (A)+(B)+(C) indicated in Statement at para (D)(a) above)	Promoter/ Promoter Group/ Public
NOT APPLICABLE				
51,54,265 Equity Shares were Locked-in upto 31.08.2012				

**(D)(a) Statement showing details of Depository Receipts (DRs)**

Sr. No.	Type of outstanding DR (ADRs, GDRs, SDRs, etc.)	Number of outstanding DRs	Number of shares underlying outstanding DRs	Shares underlying outstanding DRs as a percentage of total number of shares (i.e., Grand Total (A)+(B)+(C) indicated in Statement at para (D)(a) above)
NOT APPLICABLE				



(II)(b) Statement showing holding of Depository Receipts (DRs), where underlying shares held by "promoter/promoter group" are in excess of 1% of the total number of shares

Sr. No.	Name of the DR Holder	Type of outstanding DR (ADRs, GDRs, SDRs, etc.)	Number of shares underlying outstanding DRs	Shares underlying outstanding DRs as a percentage of total number of shares (i.e., Grand Total (A)+(B)+(C) indicated in Statement at para (I)(a) above)
NOT APPLICABLE				



(III)(a)

Statement showing the voting pattern of shareholders, if more than one class of shares/securities is issued by the Issuer

(Give description of voting rights for each class of security)

- Class X:
- Class Y:
- Class Z:

The Company has only one class of Shares i.e. Equity Shares. Hence this part is not applicable to the Company.


  
 For Deagel & Assant Company Ltd.  
  
 Philip Swain  
 Company Secretary