

BENGAL & ASSAM COMPANY LIMITED

Secretarial Deptt. : 'Gulab Bhawan', 3rd Floor, 6A, Bahadur Shah Zafar Marg, New Delhi - 110 002
Telephone: 33001112, 30179888, 30179899, Fax: 011-23739475

✓ Ms. Chitra Sekhar (DCS-CRD)
Bombay Stock Exchange Limited
25th Floor, P.J. Towers
Dalal Street
Mumbai - 400 001
Scrip Code - 533095
Fax No. 022-22722037/39/41/61
22723121 & 3719

BACL/SE/CL 35/2012
10th October 2012


Dear Sir/ Madam,

Re: Clause 35 - Shareholding Pattern as on 30.09.2012

Pursuant to the Clause 35 of the Listing Agreement, we send herewith Shareholding Pattern of the Equity Shares of the Company in the prescribed format for the quarter ended 30th September 2012.

Thanking you,

Yours faithfully,
For Bengal & Assam Company Limited


(Dilip Swain)
Company Secretary

Encl: As above

CC:

1. National Securities Depository Limited
4th Floor, 'A' Wing, Trade World
Kamala Mills Compound
Senapati Bapat Marg, Lower Parel
Mumbai - 400 013

2. Central Depository Services (India) Limited
Phiroze Jeejeebhoy Towers, 17th Floor
Dalal Street, Fort,
Mumbai-400 001




Introductory sub-table (I)(e)

Name of the Company:			Bengal & Assam Company Limited		
Scrip Code, Name of the scrip, class of security:			E33095, Equity Shares		
Quarter ended:			30th September 2012		
Party paid-up shares:-	No. of party paid-up shares	As a % of total no. of party paid-up shares	As a % of total no. of shares of the company		
Held by promoter/promoter group	NOT APPLICABLE				
Held by public	NOT APPLICABLE				
Outstanding convertible securities:-	No. of outstanding securities	As a % of total no. of outstanding convertible securities	As a % of total no. of shares of the company, assuming full conversion of the convertible securities		
Held by promoter/promoter group	NOT APPLICABLE				
Held by public	NOT APPLICABLE				
Warrants:-	No. of warrants	As a % of total no. of warrants	As a % of total no. of shares of the company, assuming full conversion of warrants		
Held by promoter/promoter group	NOT APPLICABLE				
Held by public	NOT APPLICABLE				
Total paid-up capital of the company, assuming full conversion of warrants and convertible securities	No. of Equity Shares: (in Rupees):		86,83,563 8,68,35,530		100



Category code	Category of Shareholder	Number of Shareholders	Total number of shares	Table (D)(a)		Total shareholding as a percentage of total number of shares	Shares Pledged or otherwise encumbered
				Number of shares held in dematerialized form	Total number of shares		
(B)	Public shareholding						
1	Institutions	11	1,111	997	0.01	0.01	NA
(a)	Mutual Funds/ UTI	20	795	108	0.00	0.00	NA
(b)	Financial Institutions/Banks						
(c)	Central Government/ State Government(s)	2	37,285	37,285	0.43	0.43	NA
(d)	Venture Capital Funds						
(e)	Insurance Companies	6	3,57,821	3,57,647	4.12	4.12	NA
(f)	Foreign Institutional Investors	1	58	58	0.00	0.00	NA
(g)	Foreign Venture Capital Investors						
(h)	Qualified Foreign Investor						
(i)	Any Other (Specify)						
	Sub-Total (B)(1)	40	3,97,070	3,96,095	4.57	4.57	NA
B 2	Non-institutions						
(a)	Bodies Corporate	529	5,08,217	4,60,418	3.85	5.85	NA
(b)	Individuals						
1	Individuals - I. Individual shareholders holding nominal share capital up to Rs 1 lakh	35,530	5,72,925	4,50,759	6.60	6.60	NA
II	II. Individual shareholders holding nominal share capital in excess of Rs. 1 lakh.	10	3,41,986	3,41,986	3.94	3.94	NA
(c)	Qualified Foreign Investor						
(d)	Any Other (Specify)						
(d-i)	NRI/OCB's	423	5,35,013	5,27,026	6.16	6.16	NA
(d-ii)	Custodian of enemy property	17	1,273	10	0.02	0.02	NA
(d-iii)	Trust	11	2,09,676	2,09,668	2.41	2.41	NA
	Sub-Total (B)(2)	36,520	21,69,090	19,89,867	24.98	24.98	NA
(B)	Total Public Shareholding (B)- (B)(1)+(B)(2)	36,560	24,66,160	23,85,962	29.55	29.55	NA
	TOTAL (A)+(B)	36,587	86,83,553	85,03,355	100.00	100.00	NA
(C)	Shares held by Custodians and against which Depository Receipts have been issued						
1	Promoter and Promoter Group						NA
2	Public						NA
	Sub-Total (C)						
	GRAND TOTAL (A)+(B)+(C)	36,587	86,83,553	85,03,355	NA	100.00	




(IXb) Statement showing holding of securities (including shares, warrants convertible securities) of persons belonging to the category "Promoter and Promoter Group"


Sr.	Name of the Shareholder	Details of Shares held			Encumbered shares (*)			Details of warrants		Details of convertible securities		Total shares (including underlying shares assuming full conversion of warrants and convertible securities) as a % of diluted share capital
		Number of shares held	As a % of grand total (A) + (B) + (C)	No.	As a percentage (D)/(A)+(B)+(C)*100	As a % of grand total (A)+(B)+(C) of sub-clause (IXa)	Number of warrants held	As a % total number of warrants of the same class	Number of convertible securities held	As a % total number of convertible securities of the same class		
No.												
A	Promoter											
1	Hari Shankar Singhania*	26,95,500*	31.04	-	-	-	-	-	-	-	-	31.04
B	Promoter Group											
2	JK Agri Genetics Ltd.	6,46,811	7.45	-	-	-	-	-	-	-	-	7.45
3	Jugrjal Kanalepat Udyog Ltd.	66,362	0.76	-	-	-	-	-	-	-	-	0.76
4	Accurate Finman Services Ltd.	59,931	0.69	-	-	-	-	-	-	-	-	0.69
5	Nav Bharat Vanija Ltd.	58,487	0.67	-	-	-	-	-	-	-	-	0.67
6	Pranav Investment (M.P.) Company Ltd.	16,008	0.18	-	-	-	-	-	-	-	-	0.18
7	JK Credit & Finance Ltd.	14,705	0.17	-	-	-	-	-	-	-	-	0.17
8	JK Tyre & Industries Ltd.	11,641	0.13	-	-	-	-	-	-	-	-	0.13
9	JK Paper Ltd.	4,677	0.05	-	-	-	-	-	-	-	-	0.05
10	Param Shubham Vanija Ltd.	1,422	0.02	-	-	-	-	-	-	-	-	0.02
11	Sago Trading Ltd.	3	0.00	-	-	-	-	-	-	-	-	0.00
12	Bharat Hari Singhania**	1,69,350**	1.95	-	-	-	-	-	-	-	-	1.95
13	Dr Rajlupat Singhania	8,30,917	9.57	-	-	-	-	-	-	-	-	9.57
14	Vinita Singhania	48,368	0.56	-	-	-	-	-	-	-	-	0.56
15	Anshuman Singhania	2,548	0.03	-	-	-	-	-	-	-	-	0.03
16	Harsh Pari Singhania	3,228	0.04	-	-	-	-	-	-	-	-	0.04

*Includes 18,57,619 (21.39%) shares on A/c of Habras International

**Includes 997 (0.01%) shares on A/c of Habras International




Sr. No.	Name of the Shareholder	Details of Shares held		Encumbered shares (*)			Details of warrants		Details of convertible securities		Total shares (including underlying shares assuming full conversion of warrants and convertible securities) as a % of diluted share capital
		Number of shares held	As a % of grand total (A) + (B) + (C)	No.	As a percentage (A)/(A+B+C)*100	As a % of grand total (A)+(B)+(C) of sub-clause (D)(a)	Number of warrants held	As a % total number of warrants of the same class	Number of convertible securities held	As a % total number of convertible securities of the same class	
0	(A)	(B)	(C)	(D)	(E)	(F)	(G)	(H)	(I)	(J)	
17	Manna Singhania	428	0.01	-	-	-	-	-	-	0.01	
18	Sharda Singhania	1031	0.01	-	-	-	-	-	-	0.01	
19	Shrivas Singhania	1951	0.02	-	-	-	-	-	-	0.02	
20	Sumanda Singhania	8415	0.10	-	-	-	-	-	-	0.10	
21	Svardt Singhania	428	0.01	-	-	-	-	-	-	0.01	
22	Vikramjeet Singhania	5835	0.07	-	-	-	-	-	-	0.07	
23	Ashuman Singhania Karra of Shripati Singhania (HUF)	7,86,704	9.06	-	-	-	-	-	-	9.06	
24	Bharat Hari Singhania (HUF)	1,53,791	1.77	-	-	-	-	-	-	1.77	
25	Harsh Pati Singhania (HUF)	2,61,519	3.01	-	-	-	-	-	-	3.01	
26	Raghupati Singhania (HUF)	5,846	0.07	-	-	-	-	-	-	0.07	
27	Vikramjeet Singhania (HUF)	2,61,487	3.01	-	-	-	-	-	-	3.01	
28	Pennar (India) Ltd.	-	-	-	-	-	-	-	-	-	
29	BMF Investments Ltd.	-	-	-	-	-	-	-	-	-	
30	Florence Alumina Ltd.	-	-	-	-	-	-	-	-	-	
31	JK Sugar Ltd.	-	-	-	-	-	-	-	-	-	
32	JK Lakshmi Cement Ltd.	-	-	-	-	-	-	-	-	-	
33	Southern Spinners and Processors Ltd.	-	-	-	-	-	-	-	-	-	
34	Modern Cotton Yarn Spinners Ltd.	-	-	-	-	-	-	-	-	-	
35	Hansdeep Industries and Trading Company Ltd.	-	-	-	-	-	-	-	-	-	
36	Bhopal Udyog Limited	-	-	-	-	-	-	-	-	-	
37	Dwarkesh Energy Ltd.	-	-	-	-	-	-	-	-	-	
38	LVP Foods Pvt. Ltd.	-	-	-	-	-	-	-	-	-	



Sr. No.	Name of the Shareholder	Details of Shares held		Encumbered shares (*)			Details of warrants		Details of convertible securities		Total shares (including underlying shares assuming full conversion of warrants and convertible securities) as a % of diluted share capital
		Number of shares held	As a % of grand total (A) + (B) + (C)	No.	As a percentage	As a % of grand total (A)+(B)+(C) of sub-clause (D)(a)	Number of warrants held	As a % total number of warrants of the same class	Number of convertible securities held	As a % total number of convertible securities of the same class	
39	Umang Dairies Ltd.	00	00	00	00 = (00/00) * 100	00	00	00	00	00	00
40	M/S Habras International	-	-	-	-	-	-	-	-	-	-
41	M/S Jugglal Karnalpat Lakshimpal	-	-	-	-	-	-	-	-	-	-
TOTAL		61,17,393	70.45	-	-	-	-	-	-	-	70.45

(*) The term "encumberance" has the same meaning as assigned to it in regulation 26(3) of the SAST Regulations, 2011

Note: Sl. No. 28 to 41 are part of the Promoter Group and their names were disclosed as such pursuant to Regulation 34(1)(i) of SEBI (Substantial Acquisition of Shares and Takeovers) Regulation, 1987 in the Annual Reports of the Company, last being for the Financial Year ended 31st March 2011, before the modification of the SEBI Takeover Code in October 2011. Their names have been shown above with a view to maintain consistency in the disclosures pursuant to Clause 35 of the Listing Agreement and Regulation 30(2) of SEBI Takeover Code 2011.




(1)(c)(i) Statement showing holding of securities (including shares, warrants, convertible securities) of persons belonging to the category "Public" and holding more than 1% of the total number of shares

Sr. No.	Name of the shareholder	Number of shares held	Shares as a percentage of total number of shares (i.e., Grand Total (A)+(B)+(C) indicated in Statement at para (1)(a) above)	Details of warrants		Details of convertible securities		Total shares (including underlying shares assuming full conversion of warrants and convertible securities) as a % of diluted share
				Number of warrants held	As a % total number of warrants of held the same class	Number of convertible securities held	% w.r.t total number of convertible securities of the same class	
1	Life Insurance Corporation of India	2,74,654	3.16	-	-	-	-	3.16
2	Ashok Kumar Kundra (Trustee for Fenner (India) Ltd.)	2,09,589	2.41	-	-	-	-	2.41
3	Keswani Haresh	1,61,173	1.86	-	-	-	-	1.86
4	Ricky Ishwardas Kirpalani	1,41,382	1.63	-	-	-	-	1.63
5	Edgefield Securities Limited	2,03,039	2.34	-	-	-	-	2.34
TOTAL		9,89,837	11.40	-	-	-	-	11.40

(1)(c)(ii) Statement showing holding of securities (including shares, warrants, convertible securities) of persons (together with PAC) belonging to the category "Public" and holding more than 5% of the total number of shares of the company

Sr. No.	Name(s) of the shareholder(s) and the Persons Acting in Concert (PAC) with them	Number of shares	Shares as a percentage of total number of shares (i.e., Grand Total (A)+(B)+(C) indicated in Statement at para (1)(a) above)	Details of warrants		Details of convertible securities		Total shares (including underlying shares assuming full conversion of warrants and convertible securities)
				Number of warrants	As a % total number of warrants of the same class	Number of convertible securities held	% w.r.t total number of convertible securities of the same class	
NOT APPLICABLE								




(D)(d) Statement showing details of locked-in shares*

Sr. No.	Name of the shareholder	Number of locked-in shares	Locked-in shares as a percentage of total number of shares {i.e., Grand Total (A)+(B)+(C) indicated in Statement at para (D)(e) above}
NOT APPLICABLE			

* 51,54,265 Equity Shares held by the Promoters were locked in upto 31.08.2012

(D)(e) Statement showing details of Depository Receipts (DRs)

Sr. No.	Type of outstanding DR (ADRs, GDRs, SDRs, etc.)	Number of outstanding DRs	Number of shares underlying outstanding DRs	Shares underlying outstanding DRs as a percentage of total number of shares {i.e., Grand Total (A)+(B)+(C) indicated in Statement at para (D)(e) above}
1		Not Applicable		



(11)(b) Statement showing holding of Depository Receipts (DRs), where underlying shares held by "promoter/promoter group" are in excess of 1% of the total number of shares

Sr. No.	Name of the DR Holder	Type of outstanding DR (ADRs, GDRs, SDRs, etc.)	Number of shares underlying outstanding DRs	Shares underlying outstanding DRs as a percentage of total number of shares (i.e., Grand Total (A)+(B)+(C) indicated in Statement at para (D)(a) above)
1	Not Applicable			

(11)(c)


Statement showing the voting pattern of shareholders, if more than one class of shares/securities is issued by the issuer

(Give description of voting rights for each class of security)

- Class X:
- Class Y:
- Class Z:

The Company has only one class of Shares i.e. Equity Shares. Hence this part is not applicable to the Company.

For Bengal & Assam Company Ltd.


 Dilip Swain
 Company Secretary

